

## Installing Linumeric-LPT V1/V2/V3/V3.2 on Raspberry pi EN

To make installation as easy as possible, a special distribution of Debian 12 with the RT kernel has been prepared, dedicated to LinuxCNC and Linumeric-LPT V1/V2/V3/V3.2. After installing this system, the user will receive a fully working Debian system with RT kernel with linuxCNC 2.9.3, all interfaces configured, and Linumeric-LPT V1/V2/V3 and V3.2 support installed.

The image is prepared and tested on a **Raspberry Pi 4B** with 4GB RAM.

The image should also work on the Raspberry Pi 4B with the 8GB RAM version, however

If you use this or other versions, the manufacturer does not guarantee correct operation.

**For proper operation, it is recommended to use a radiator with active cooling.**

The image is made for a 32 GB memory card.

To install the system:

-Download the memory card image by clicking the link below:

[Linumeric\\_rpi\\_image.img.xz](http://Linumeric_rpi_image.img.xz)

The image should be uploaded to the memory card, e.g. using the **rpi-imager** tool

<https://www.raspberrypi.com/software/>

The tool can also be downloaded from our website:

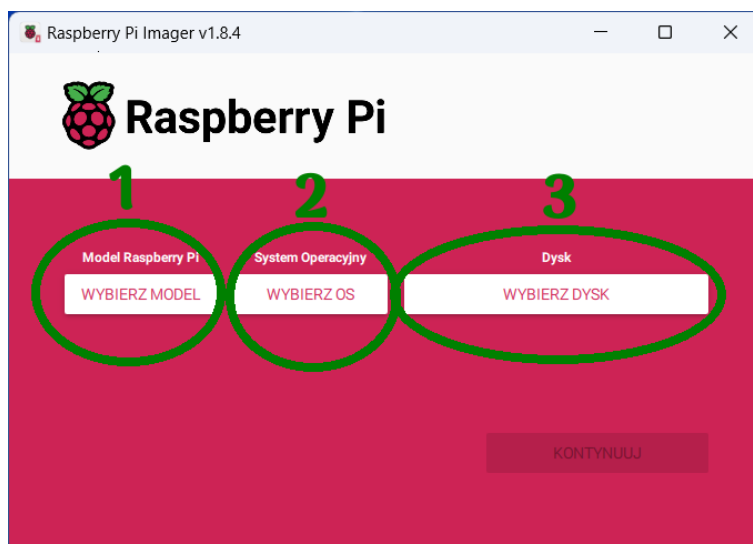
-Linux [https://machmaker.pl/data/files/imager\\_1.8.4\\_amd64.deb](https://machmaker.pl/data/files/imager_1.8.4_amd64.deb)

-Windows [https://machmaker.pl/data/files/imager\\_1.8.4.exe](https://machmaker.pl/data/files/imager_1.8.4.exe)

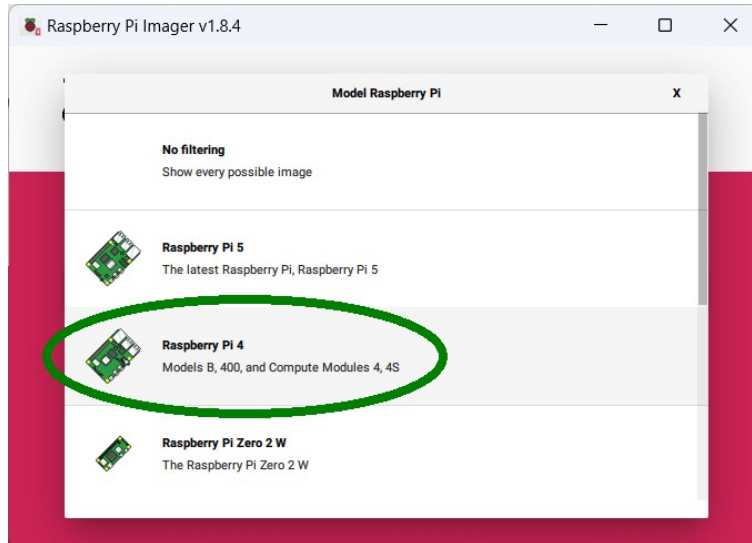
-MAC [https://machmaker.pl/data/files/imager\\_1.8.4.dmg](https://machmaker.pl/data/files/imager_1.8.4.dmg)

After starting the application, set the following steps:

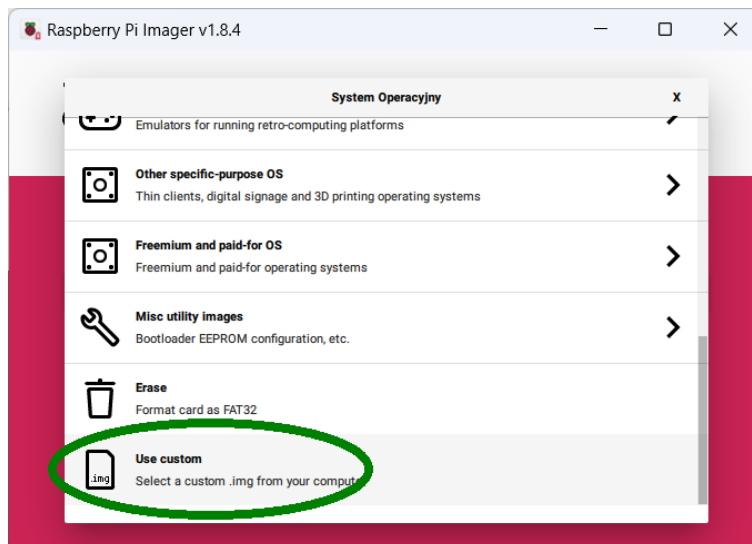
1. Model
2. Operating system
3. Disc



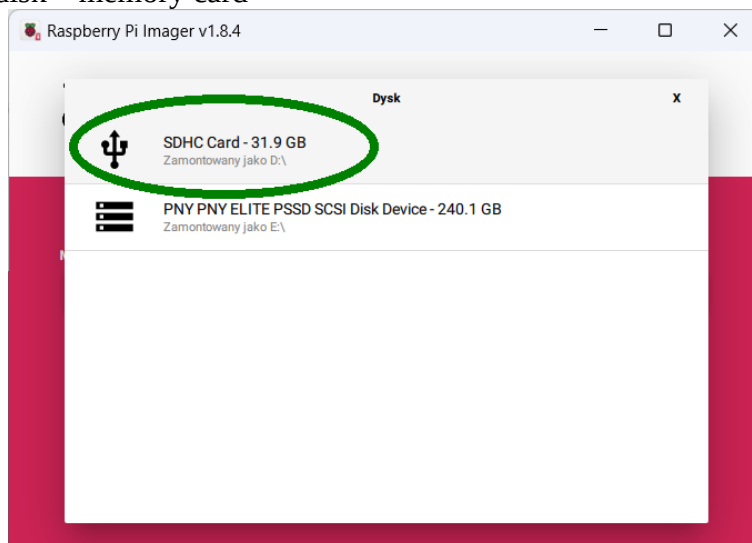
The model should be selected Raspberry pi 4



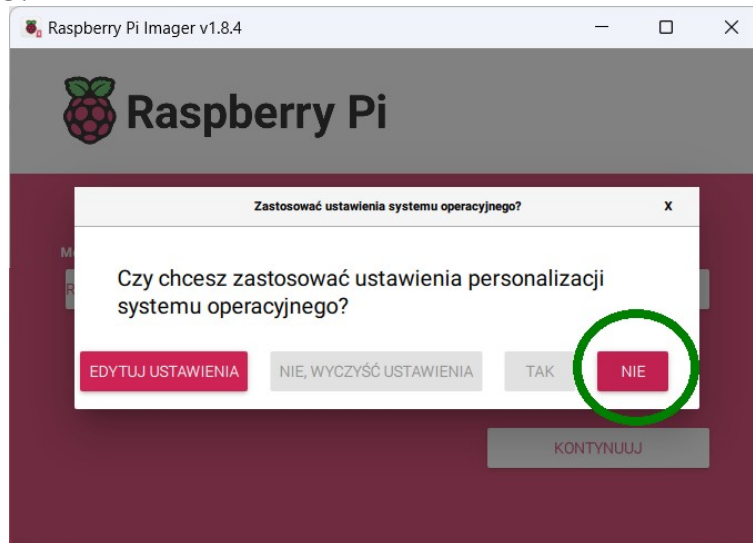
Then select the Use Custom operating system and select the previously downloaded memory card image



Then select the disk – memory card



And click continue to start saving the image. The answer to the question about changing the settings is NO.



After writing, install the card in the Raspberry Pi and turn on the power. After loading the system, the computer is ready to work with Linumeric-LPT V1, V2, V3 and V3.2 devices.

The system will start in English.

Username: **cnc**

Password: **cnc**

If necessary, adjust your personal settings to suit your needs.